

Golasso Scoreboard Software for PC and Laptop

Golasso Scoreboard Software for PC and Laptop

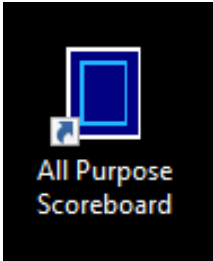
This Windows® software consists of two apps. The first app, the **All Purpose Scoreboard**, can be used for any type of competition. The second app, the **3-Sports Scoreboard**, can be used for basketball, football or baseball, with special features for each sport. **The software requires no internet connection to work and it is free of all advertisements.** There is a one-time license fee of \$19.95. Delivery is free. Request a PayPal invoice by email to serviceteam@thegolasso.com PayPal accepts all major credit cards. After your payment is approved by PayPal, you will receive an email with a download link to an executable containing an Install Wizard to guide you through installation. The software requires only about 4 MB on your hard drive.

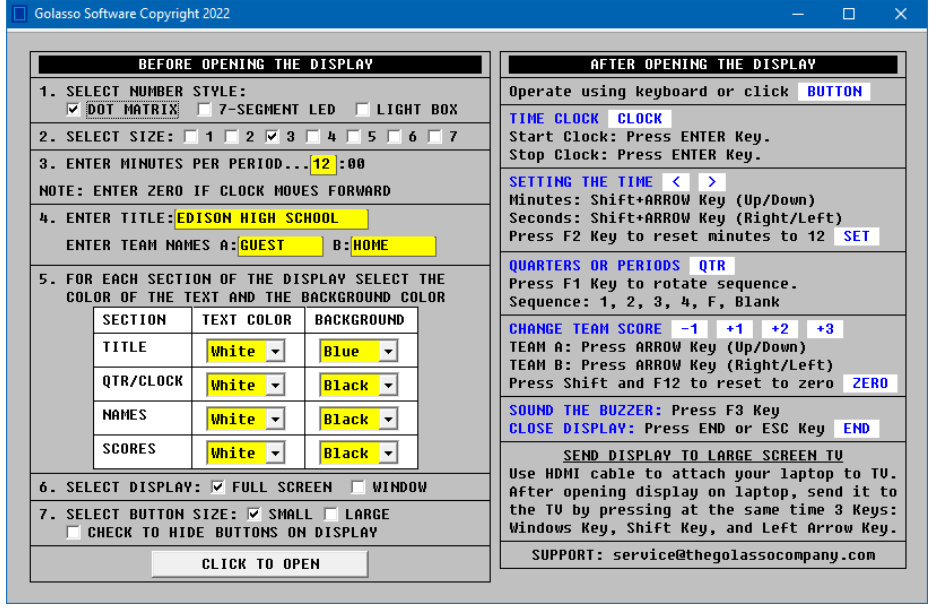
THE ALL-PURPOSE SCOREBOARD

This Windows® software turns your PC monitor into a fully functioning scoreboard which displays the quarter or period, a time clock and scores. Specify the number of minutes in each quarter or period. If zero is entered for the number of minutes, the time clock will count forward instead of counting down. If the time clock counts down, tenths of seconds are displayed when the time remaining is less than one minute and a buzzer sounds at 0.0. Make sure that your PC or laptop speakers are not muted.

The Control Panel

A blue Golasso icon will appear on the desktop after software is installed. Click on it to open the Control Panel and select the display options.





Size of Number Display

Designed for long-range visibility, select from 7 display sizes. Connect your laptop to a large-screen TV with HDMI cable and send the display to the TV

Color Scheme Options

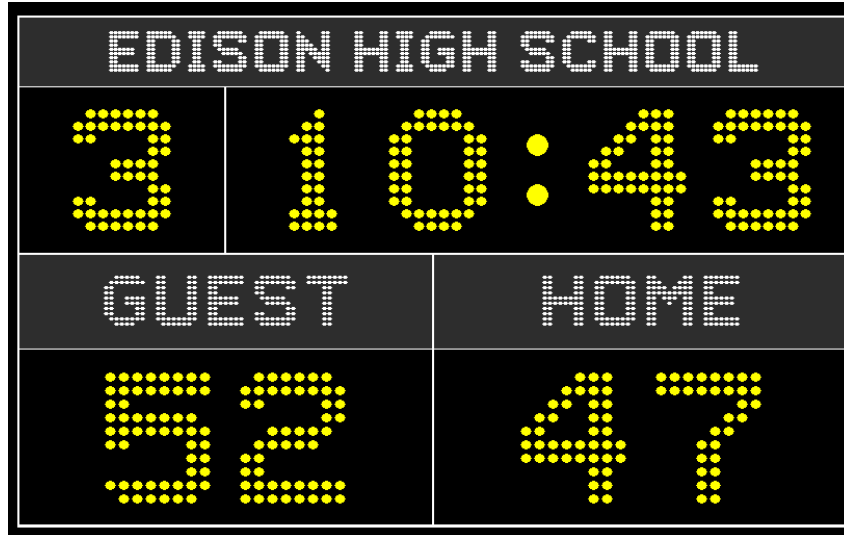
The color of the numbers and background color can be specified to your preference. Numbers can be displayed in white, yellow, red or neon green. Background color can be black, blue, grey, green or red.

Title and Team Names

A title, such as the game location, can be specified but is not required. Enter the team names.

Style of Number Display

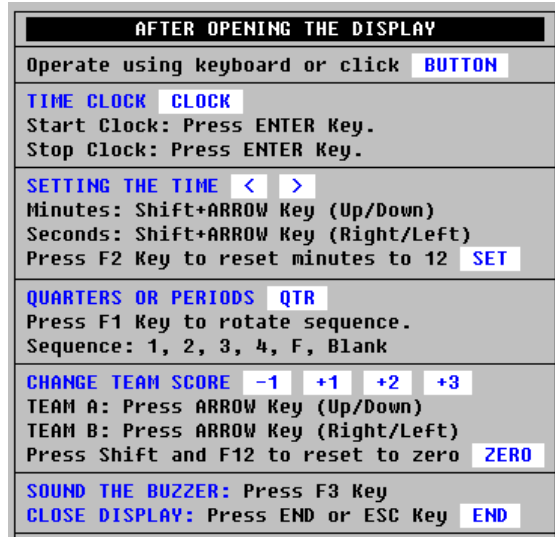
The software can simulate three styles of numbers found on classic scoreboard timers. Select from Dot Matrix, 7-Segment LED or Light Box. Examples of each style are shown on the next page.



Golasso Scoreboard Software for PC and Laptop

Controlling the Scoreboard

The scoreboard can be controlled via your keyboard or by clicking buttons which appear below the display. If you use buttons, they can be clicked with your mouse, a laser clicker or by touch on monitors with touch screens. If you control via the keyboard, the buttons can be hidden from the screen.



The buttons which appear below the display are shown below. The numbers on the display will not be erased if you close the display and open it again. Click the ZERO button to erase the numbers.




Golasso Scoreboard Software for PC and Laptop

THE 3-SPORTS SCOREBOARD

This app turns your PC or laptop monitor into a fully functioning scoreboard for the sports of baseball, basketball and football. The scoreboard displays scores by inning or quarter. For basketball and football, a game clock is displayed and the software includes the sound of a buzzer (linked to your PC or laptop speakers) when the clock reaches zero. Specify the number of minutes in each quarter or period. Tenths of seconds are displayed when the time remaining is less than one minute. On the baseball scoreboard, balls, strikes and outs can be displayed. On the football scoreboard, down, distance and ball location can be displayed. The basketball scoreboard includes a possession arrow and free throw bonus indicator. We also produce Basketball Shot Clock software. Click: www.thegolassocompany.com/Guides/TimerInfo.pdf

The Control Panel

A blue Golasso icon will appear on the desktop after software is installed. Click on it to open the Control Panel and select the display options.



The Golasso Company Copyright 2024

BEFORE OPENING THE DISPLAY			AFTER OPENING THE DISPLAY	
1. SELECT SPORT: Basketball			Operate using keyboard or click BUTTON	
2. CHECK SIZE: <input type="checkbox"/> 1 <input type="checkbox"/> 2 <input checked="" type="checkbox"/> 3 <input type="checkbox"/> 4 <input type="checkbox"/> 5			START/STOP GAME CLOCK CLOCK Start Clock: Press ENTER Key. Stop Clock: Press ENTER Key.	
3. FOR EACH SECTION OF SCOREBOARD, SELECT THE COLOR OF THE TEXT AND THE BACKGROUND COLOR			SETTING THE TIME < > Minutes: Shift+ARROW Key (Up/Down) Seconds: Shift+ARROW Key (Right/Left) Reset minutes to 12 : Shift+F12 Key SET	
SECTION	TEXT COLOR	BACKGROUND	SPECIFY QUARTER QUARTER Press F12 Key to rotate: 1, 2, 3, 4, 01 NOTE: Specify QTR before changing scores.	
TOP	White	Black	CHANGE TEAM SCORE -1 +1 +2 +3 AWAY TEAM: Press UP or DOWN ARROW KEY HOME TEAM: Press RIGHT or LEFT ARROW KEY Press SHIFT+F11 to reset to zero. ZERO	
LABEL	White	Blue	BONUS INDICATORS: BONUS AWAY TEAM: Press F1 Key to turn on and off. HOME TEAM: Press F2 Key to turn on and off. POSSESSION ARROW: Press F3 Key TEAM	
TEAMS	White	Blue	SOUND THE BUZZER: Press F4 BUZZ CLOSE DISPLAY: Press END or ESC Key END	
SCORES	White	Black		
4. CHECK SCREEN DISPLAY MODE: <input checked="" type="checkbox"/> FULL <input type="checkbox"/> WINDOW <input type="checkbox"/> CHECK TO HIDE QUARTER AND CLOCK				
5. CHECK BUTTON SIZE: <input checked="" type="checkbox"/> SMALL <input type="checkbox"/> LARGE <input type="checkbox"/> CHECK TO HIDE BUTTONS ON DISPLAY				
6. ENTER MINUTES PER QUARTER... 12 :00				
7. ENTER TEAM NAME/ABBREVIATION TEAM A: Chicago Bulls CHI TEAM B: Miami Heat MIA				
CLICK TO OPEN				
SEND DISPLAY TO LARGE SCREEN TV Use HDMI cable to attach your laptop to TV. After opening display on laptop, send it to the TV by pressing at the same time 3 Keys: Windows Key, Shift Key, and Left Arrow Key. SUPPORT: service@thegolassocompany.com				

Size of the Display

Designed for long-range visibility on a PC monitor or TV screen, select from five display size options.

Color Scheme Options

The color of the numbers and background color can be specified to your preference. Numbers can be displayed in white, yellow, red or neon green. Background color can be black, blue, grey, green or red.

Team Names

Enter the name of each team and enter an abbreviation for each name. After setting up a scoreboard, click to open the display. An example of the display for each sport is shown on the next page.

Detroit at Boston
 Monday, 3 October 2022
 Top of 6th Inning
 Ball:2 Strike:2 Out:0

	1	2	3	4	5	6	7	8	9	X	R	H	E
DET	0	0	0	1	0	0					1	2	0
BOS	0	0	0	0	2						2	3	0

DALLAS at HOUSTON
 Monday, 3 October 2022
 4th Quarter 04:53

	1	2	3	4	OT	TOTAL
DAL➔	21	21	18	27		87
HOU	15	18	22	20		75

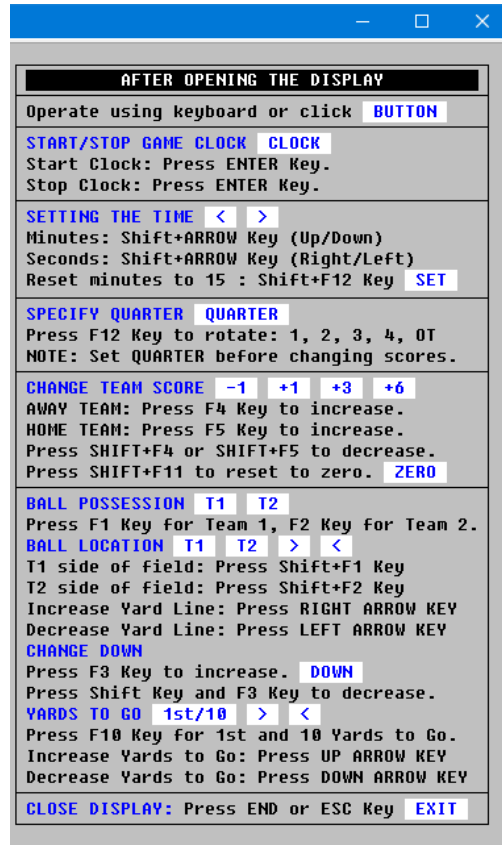
DALLAS at NEW YORK GIANTS
 Saturday, 11 January 2025
 Q:1 06:15
 DAL 3rd and 10 at DAL 4

	1	2	3	4	OT	TOTAL
DAL➔	3					3
NYG	7					7

Golasso Scoreboard Software for PC and Laptop

Controlling the Scoreboard

The scoreboard can be controlled via your keyboard or by clicking buttons which appear below the display. If you use buttons, they can be clicked with your mouse, a laser clicker or by touch on monitors with touch screens. If you control via the keyboard, the buttons can be hidden from the screen.



The buttons which appear below the display are shown below. If you close the display, the numbers are not erased and will appear again upon opening the display. Click ZERO to erase the numbers.

Dallas at New York Giants						
Monday, 13 January 2025						
Q:4 09:46						
DAL 1st and 10 at DAL 20						
	1	2	3	4	OT	TOTAL
DAL➔	0	10	3	7		20
NYG	3	7	7	0		17

QUARTER	ZERO	EXIT	T1	T2	at	T1	T2	>	<	Away	-1	+1	+3	+6	
<	>	CLOCK	<	>	SET	1st/10	DOWN	To Go	>	<	Home	-1	+1	+3	+6